



## Quick Compare RFP Response for AV System Upgrade & Security Video Cameras

	AV Experts	All Sounds Designs
<b>PHASE 1</b>		
Council Chambers Audio and Visual System Upgrade with Streaming Management	<i>Basic \$31,916.76 Upgrade \$59,814.03</i>	<i>\$49,521.80</i>
<b>PHASE 2</b>		
City Hall IP Accessible Surveillance Camera System	<i>\$18,846.80</i>	<i>\$7,990.95</i>
<b>COMBINED TOTAL</b>	<b>Basic \$50,763.56 Upgrade \$78,660.83</b>	<b>\$57,512.75</b>

# PROPOSAL

## City Council Chambers Basic

**City of Craig**

Revision: 0  
Modified: 6/26/2019

Matches Original Estimate Request

Presented By:

**Audio Video Experts**

2477 Commerce Blvd  
Unit G/H  
Grand Junction, CO 81505 US  
(970) 242-3900  
[WWW.MYAVEXPERT.COM](http://WWW.MYAVEXPERT.COM)





**8 Audix ATS10**  
Table Stand

\$511.52



**8 Audix M1255B**  
Miniaturized high output condenser microphone for distance miking

\$2,312.16



**1 Biamp TesiraForte AVB VT**  
The TesiraFORTÉ VT combines both standard telephone service and a 2-line VoIP interface together in one solution, giving customers a choice between these technologies and soft codec calls via USB audio without any additional costs. The VT brings all this technology together so if there's ever a need

\$2,458.77 \*



**1 Blackmagic Design HyperDeck Studio Mini**  
HyperDeck studio mini recorder. 2 SD Card slots for recording content

\$724.85 \*



**1 Blackmagic Design Web Presenter**  
Standalone, dual-input capture device, SDI or HDMI source to USB webcam video in 720p HD format

\$608.85



**1 CRESTRON HD-MD-400-C-E**  
Huddle room Input switcher and receiver. 2 HDMI, 1 VGA

\$843.78 \*



100 CRESTRON DM-CBL-8G-NP  
DigitalMedia 8G Cable, non-plenum, 500 ft spool



**1 CRESTRON MC3**  
3-Series Control System

\$984.00 \*



**1 CRESTRON TSW-1060-W-S**  
10.1" Touch screen

\$1,649.43 \*



1 CRESTRON TSW-1060-TTK-W-S  
Table mount kit for tsw-1060 white or black in color
















100 Windy City Wire WCW CAT 5 DATA 24-4P PLENUM NON  
SHIELDED  
24-4P UNS SOL PLNM C5E Bk Jkt BLACK PER FOOT



**1 EXTRON 60-1302-01**  
Two Channel Amplifier - 100 Watts Per Channel @ 70 V

\$890.00

\* Price Includes Accessories

	<b>1</b>	<b>HuddleCAM HC10X-GY-G3</b> PTZ 10X Video Conference Camera	\$1,831.72 *
	1	Vaddio 440-1005-020 65.6 foot Active USB 2.0 port-powered extension cable	
	100	Windy City Wire WCW CAT 5 DATA 24-4P PLENUM NON SHIELDED 24-4P UNS SOL PLNM C5E Bk Jkt BLACK PER FOOT	
	<b>1</b>	<b>HuddleCAM HC20X-GY-G2</b> 20 x zoom camera	\$4,058.14 *
	1	Vaddio 440-1005-020 65.6 foot Active USB 2.0 port-powered extension cable	
	100	Windy City Wire WCW CAT 5 DATA 24-4P PLENUM NON SHIELDED 24-4P UNS SOL PLNM C5E Bk Jkt BLACK PER FOOT	
	<b>1</b>	<b>JTS IN164R/IN264TH</b> UHF PLL Single Channel Diversity Handheld Wireless Microphone System	\$565.00
	<b>1</b>	<b>Luxul XFS-1084P</b> 8 Port fast power over ethernet switch	\$93.42
	<b>1</b>	<b>Middle Atlantic CWR-18-17VD</b> CableSafe Data Wall Cabinet - Vented Front door	\$544.81
	<b>1</b>	<b>NEC NP-P401W</b> 4000-lumen Widescreen Entry-Level Professional Installation Projector. WXGA 1280x800	\$1,458.33
	<b>1</b>	<b>Panamax MR4000</b> Power Conditioner	\$147.60
	<b>1</b>	<b>Roland VR-1HD</b> All in one video mixer for basic video production	\$1,899.00
	<b>1</b>	<b>Vaddio 440-1005-020</b> 65.6 foot Active USB 2.0 port-powered extension cable	\$538.46

<b>Unassigned Total</b>	<b>\$22,119.84</b>
-------------------------	--------------------

\* Price Includes Accessories

**Project Subtotal:**

**\$22,119.84**

\* Price Includes Accessories

# PROJECT SUMMARY

Equipment:	\$22,119.84
Freight and Mobilization:	\$393.24
Misc. Parts Adjustment:	\$467.00
Labor:	\$8,936.68

<b>Grand Total:</b>	<b>\$31,916.76</b>
---------------------	--------------------

\_\_\_\_\_  
**Client:**

\_\_\_\_\_  
**Date**

\_\_\_\_\_  
**Contractor:**     **Audio Video Experts**

\_\_\_\_\_  
**Date**

# PROPOSAL

## Surveillance System

**City of Craig**

Revision: 0  
Modified: 6/27/2019

Matches current bid specs

Presented By:

**Audio Video Experts**

2477 Commerce Blvd  
Unit G/H  
Grand Junction, CO 81505 US  
(970) 242-3900  
[WWW.MYAVEXPERT.COM](http://WWW.MYAVEXPERT.COM)



## Unassigned



**1 IC Realtime ICIP-D2732Z** \$386.33 \*  
2 Megapixel indoor outdoor camera with varifocal lens and 90' ir emitters



100 Windy City Wire WCW CAT 5 DATA 24-4P PLENUM SHIELDED  
BLACK PER FOOT  
24 AWG 4 Pair Bare Copper, Shielded Plenum Rated Category 5e  
BLACK PER FOOT



**1 IC Realtime NVR-716NS** \$2,799.00  
16 Channel mini NVR, feature 1000 GB hard drive, 8 port PoE built in, 480/480 FPS at D1 up to 1080p megapixel with H.264E, pentaplex operation, with HDMI output 1U

**Unassigned Total**

**\$3,185.33**

## Building Entrances



**3 IC Realtime ICIP-D2732Z** \$1,158.99 \*  
2 Megapixel indoor outdoor camera with varifocal lens and 90' ir emitters



300 Windy City Wire WCW CAT 5 DATA 24-4P PLENUM SHIELDED  
BLACK PER FOOT  
24 AWG 4 Pair Bare Copper, Shielded Plenum Rated Category 5e  
BLACK PER FOOT

**Building Entrances Total**

**\$1,158.99**

## Internal Business Area



**1 IC Realtime ICIP-D2732Z** \$386.33 \*  
2 Megapixel indoor outdoor camera with varifocal lens and 90' ir emitters



100 Windy City Wire WCW CAT 5 DATA 24-4P PLENUM SHIELDED  
BLACK PER FOOT  
24 AWG 4 Pair Bare Copper, Shielded Plenum Rated Category 5e  
BLACK PER FOOT

**Internal Business Area Total**

**\$386.33**

\* Price Includes Accessories

## Surveillance System



## Departmental Common Areas



### 4 IC Realtime ICIP-D2732Z

\$1,545.32 \*

2 Megapixel indoor outdoor camera with varifocal lens and 90' ir emitters



400 Windy City Wire WCW CAT 5 DATA 24-4P PLENUM SHIELDED  
BLACK PER FOOT  
24 AWG 4 Pair Bare Copper, Shielded Plenum Rated Category 5e  
BLACK PER FOOT

**Departmental Common Areas Total**

**\$1,545.32**

## Courtroom Security Camera



### 1 IC Realtime ICIP-D2732Z

\$386.33 \*

2 Megapixel indoor outdoor camera with varifocal lens and 90' ir emitters



100 Windy City Wire WCW CAT 5 DATA 24-4P PLENUM SHIELDED  
BLACK PER FOOT  
24 AWG 4 Pair Bare Copper, Shielded Plenum Rated Category 5e  
BLACK PER FOOT

**Courtroom Security Camera Total**

**\$386.33**

## Exterior Street View



### 1 IC Realtime ICIP-D2732Z

\$386.33 \*

2 Megapixel indoor outdoor camera with varifocal lens and 90' ir emitters



100 Windy City Wire WCW CAT 5 DATA 24-4P PLENUM SHIELDED  
BLACK PER FOOT  
24 AWG 4 Pair Bare Copper, Shielded Plenum Rated Category 5e  
BLACK PER FOOT

**Exterior Street View Total**

**\$386.33**

\* Price Includes Accessories

## Exterior Parking Lot



2

### IC Realtime ICIP-D2732Z

\$772.66 \*

2 Megapixel indoor outdoor camera with varifocal lens and 90' ir emitters



200

Windy City Wire WCW CAT 5 DATA 24-4P PLENUM SHIELDED  
BLACK PER FOOT  
24 AWG 4 Pair Bare Copper, Shielded Plenum Rated Category 5e  
BLACK PER FOOT

**Exterior Parking Lot Total**

**\$772.66**

**Project Subtotal:**

**\$7,821.29**

\* Price Includes Accessories

# PROJECT SUMMARY

Equipment:	\$7,821.29
Freight and Mobilization:	\$782.09
Misc. Parts Adjustment:	\$469.28
Labor:	\$9,774.14

**Grand Total:** **\$18,846.80**

\_\_\_\_\_  
**Client:**

\_\_\_\_\_  
**Date**

\_\_\_\_\_  
**Contractor:** **Audio Video Experts**

\_\_\_\_\_  
**Date**

# City of Craig City Council Chambers Audio and Visual System Upgrade with Streaming Management (Phase 1)

a proposal for

**Peter Brixius**

970-826-2023

[pbrixius@ci.craig.co.us](mailto:pbrixius@ci.craig.co.us)

300 West 4th Street

Craig, Colorado, 81625

Prepared on  
by  
Sara Landis

ALL SOUND  
DESIGNS 

2768 Compass Drive 104

Grand Junction, Colorado, 81506

[www.allsounddesigns.com](http://www.allsounddesigns.com) | (970) 242-7757

## **Project Description**

### **Dias Area Cabling Retrofit & Preparation** *(Electrical outlets may be needed to support certain installed devices)*

Remove unnecessary components from existing sectional wall rack (28" 16RU available component space).

Open access in dias floor beneath City Clerk station and install floor junction box for management of new wiring and future wiring applications from electronics rack into dias

Retrofit network wire into dias for support of discussion mic system with Yes/No/Abstain function and muting.

Retrofit control and signal wire into dias for timer display on front of dias for podium visitors and control wire with ancillary wire for user interface

Retrofit HDMI cable into dias for Podium & Staff location computer connection. Add HDMI interface plate in riser area next to podium XLR mic plate

Consolidate new dias cabling runs with existing head end wire and manage

### **Main Area Cabling Retrofit & Preparation** *(Electrical outlets may be needed to support certain installed devices)*

Retrofit HD video extending wire from primary head end to projector locations (clerk, lobby) and projector locations x2

Retrofit HD video extending wire and control cabling from head end location to broadcast camera locations

Retrofit additional network wire and control wire as necessary for support AV streaming switcher

Retrofit audio wire into dias for support of assistive listening system (depends on location for installation of system)

Consolidate new main area cabling with dias cabling runs and existing head end wire and manage in preparation of electronics installation

### **Discussion Microphone System and Wireless Microphone System**

Complete management of wiring for discussion microphone system.

Install discussion microphone system and configure

Install wireless microphone receivers into rack. Wire to audio matrix and configure. Assemble microphones and configure

## **Projection System Installation with Scaling**

Installation of projection systems (x2). 1 onto 2x2 tile grid mounting plate with wire management provision and drop pole. Align and focus projectors

Install surge protector and HD-Base T receivers with scaling (x2). Program scalers for best resolution to accommodate image and source unit

## **Audio Matrix, Presentation Switch and Primary Electronics System**

Install Kramer Electronics presentation switch. Make HD-Base T connections for projector locations and HDMI connection from staff/podium computer location. Make connections for control system and configure to network. Provide video feed to VPS

Install Lectrosonics DSP audio matrix / preamp. Make connections from existing staff and podium microphones, wireless microphones, discussion microphone system and de-embedded computer audio from presentation switcher. Match source line in levels, Add appropriate compression and limiting filters. Equalize and complete audio calibration. Add feedback reduction filters, Provide audio feed to VPS

Install multi-channel constant voltage amplifier for operation of multi-zone audio speaker system (6 zones). sort existing speaker wire legs and make speaker wire connections as necessary. Make adjustment to down-stepping transformers at speaker locations if necessary. Set gains on amplifier for efficient use and output governance

Add AC Line conditioner / voltage regulator / UPS battery back up component. Install Blu-Bolt IP module that enables offsite status check and rebooting

Install power distribution component for AC outlet overflow in rack

Install POE network switch to support head end electronics and broadcast camera function

## **Control System Processor and Interface**

Install control system matrix into component rack. Make connections to presentation switcher, audio matrix, projectors, flat panels and network switch

Integrate control system with connected components using IP, RS-232 and IR control

Connect touch panel to control system matrix and program for activity based function.

## **Video Production System and Broadcast Camera Installation**

Terminate wire and install broadcast cameras onto OEM mounts

Install Tricaster VPS component into component rack. Connect to component rack network switch

Terminate incoming signal wiring from audio / DSP preamplifier and microphone preamp processor to VPS

Connect incoming video signal wires from presentation switcher / scaler to VPS

Connect output video wiring from VPS to City Clerk monitor and lobby overflow monitor for viewing live and recorded stream

Add simple wireless mouse / keypad system at City Clerk location for initialization of VPS

Power up and initialize VPS. Perform initial I/O setup and verify function of broadcast cameras, incoming and outgoing A/V signals

Align broadcast cameras for desired coverage of room. Test switching function of entire system

Match audio line in source levels, calibrate camera video and perform test video stream and recording

Perform final A/V Calibration and enable URL interface to OFE Microsoft Surface Pro

Train client on use of video production system with cameras

### **ADA Assistive Listening System Installation**

Installation and setup of Comfort Audio Assistive Listening System

### **Lobby Overflow Flat Panel Monitor Installation**

Installation of Lobby Area overflow monitor with surge protector onto tilting flat wall mount






### **Travel & Contingency**

Technician Travel Expense

Contingency

# Areas & Items


## Dias Area Cabling Retrofit & Preparation

Items		Unit Sell	Total
	<b>Generic</b> LRG CAPACITY ONGRADE FLOOR BOX	\$239.00 Qty: 1	<b>\$239.00</b>
	<b>PanelCrafters</b> Black Decorator format HDMI pass through plate insert	\$46.95 Qty: 1	<b>\$46.95</b>
	<b>Kramer Electronics</b> HDMI (M) to HDMI (M) Cable with Ethernet - 35'	\$72.95 Qty: 1	<b>\$72.95</b>
	<b>Kramer Electronics</b> HDMI (M) to HDMI (M) Cable with Ethernet - 10'	\$24.95 Qty: 1	<b>\$24.95</b>
	Misc Parts, Cable, Hardware	\$115.00 Qty: 1	<b>\$115.00</b>
	<b>Labor</b> Remove unnecessary components from existing sectional wall rack (28" 16RU available component space). Open access in dias floor beneath City Clerk station and install floor junction box for management of new wiring and future wiring applications from electronics rack into dias	\$180.00 Qty: 1	<b>\$180.00</b>
	<b>Labor</b> Retrofit network wire into dias for support of discussion mic system with Yes/No/Abstain function and muting. Retrofit control and signal wire into dias for timer display on front of dias for podium visitors and control wire with ancillary wire for user interface. Retrofit HDMI cable into dias for Podium & Staff location computer connection. Cut in box and add HDMI interface plate in riser area next to podium XLR mic plate	\$450.00 Qty: 1	<b>\$450.00</b>

**Dias Area Cabling Retrofit & Preparation Total : \$1,128.85**







## Main Area Cabling Retrofit & Preparation











Items		Unit Sell	Total
	Misc Parts, Cable, Hardware	\$245.00 Qty: 1	<b>\$245.00</b>
	<b>Labor</b> Retrofit HD video extending wire from primary head end to projector locations (clerk, lobby) and projector locations x2 Retrofit HD-SDI cabling and control cabling from head end location to broadcast camera locations Retrofit additional network wire and control wire as necessary for support AV streaming switcher Retrofit audio wire into dias for support of assistive listening system (depends on location for installation of system) Consolidate new main area cabling with dias cabling runs and existing head end wire and manage in preparation of electronics installation	\$1,080.00 Qty: 1	<b>\$1,080.00</b>

**Main Area Cabling Retrofit & Preparation Total : \$1,325.00**

## Discussion Microphone System and Wireless Microphone System








Items		Unit Sell	Total
	<b>Audio Technica</b> ATUC-M Gooseneck Microphone with LED Ring	\$150.00 Qty: 9	<b>\$1,350.00</b>
	<b>Audio Technica</b> AT ATUC-50DU	\$350.00 Qty: 9	<b>\$3,150.00</b>
	<b>Audio Technica</b> Provides 24-bit/48 kHz digital signal processing (with 12-band feedback suppressor), automated gain control (AGC), mic gain and mic EQ for each connected discussion unit	\$1,250.00 Qty: 1	<b>\$1,250.00</b>
	<b>Audio Technica</b> 3000 SERIES WIRELESS SYSTEM (4TH GEN) INCLUDES: ATW-R3210 RECEIVER AND ATW-T3202 HANDHELD	\$599.00 Qty: 2	<b>\$1,198.00</b>
	<b>Labor</b> Install and configure discussion system control unit processor. Configure for Yes/No/Abstain function. Install microphone system	\$360.00 Qty: 1	<b>\$360.00</b>
	<b>Labor</b> Install wireless microphone receivers into rack. Wire to audio matrix and configure. Assemble microphones and configure	\$135.00 Qty: 1	<b>\$135.00</b>



## Projection System Installation with Scaling

Items		Unit Sell	Total
	<b>Sony</b> SONY LCD PROJECTOR HIGH RES4000 LUMENS WUXGA 16:10 1080P	\$1,549.00 Qty: 2	<b>\$3,098.00</b>
	<b>Chief</b> SpeedConnect Above-Tile Suspended Ceiling Bridge w/Power	\$299.00 Qty: 1	<b>\$299.00</b>
	<b>Rapid Video Mounts</b> Universal Projector Mounts	\$129.95 Qty: 1	<b>\$129.95</b>
	<b>Labor</b> <b>Installation of projection systems (x2). 1 onto 2x2 tile grid mounting plate with wire management provision and drop pole. Align and focus projectors</b>	\$200.00 Qty: 1	<b>\$200.00</b>
	<b>Sanus</b> ELEMENTS LOW PROFILE POWER CONDITIONER	\$89.99 Qty: 2	<b>\$179.98</b>
	<b>Kramer Electronics</b> HDBaseT to HDMI & Audio ProSca	\$599.00 Qty: 2	<b>\$1,198.00</b>
	<b>Kramer Electronics</b> HDMI (M) to HDMI (M) Cable with Ethernet - 3'	\$15.00 Qty: 2	<b>\$30.00</b>
	<b>Labor</b> <b>Install surge protector and HD-Base T receivers with scaling (x2). Program scalers for best resolution to accomInstall surge protector and HD-Base T receivers with scaling (x2). Program scalers for best resolution to accommodate image and source unitmodate image and source unit</b>	\$200.00 Qty: 1	<b>\$200.00</b>

**Projection System Installation with Scaling Total : \$5,334.93**





## Audio Matrix, Presentation Switch and Primary Electronics System

Items		Unit Sell	Total
	<b>Kramer Electronics</b> 2x1:8 4K UHD HDMI and Long-reach HDBaseT DA	\$3,240.00 Qty: 1	<b>\$3,240.00</b>
	<b>Labor</b> <b>Install Kramer Electronics presentation switch. Make HD-Base T connections for projector locations and HDMI connection from staff/podium computer location. Make connections for control system and configure to network. Provide video feed to VPS</b>	\$270.00 Qty: 1	<b>\$270.00</b>
	<b>Lectrosonics</b> Digital Automatic Matrix Processor, 8 In, 12 Out	\$3,300.00 Qty: 1	<b>\$3,300.00</b>
	<b>QSC</b> 8 channels, 100 watts/ch at 70V	\$2,080.00 Qty: 1	<b>\$2,080.00</b>
	<b>Furman</b> 1500VA BATTERY BACKUP WITH IP CONTROL CAPABILITY	\$1,479.95 Qty: 1	<b>\$1,479.95</b>
	<b>Furman</b> Power distributor rack mountable 10 rear outlets	\$69.95 Qty: 1	<b>\$69.95</b>
	<b>Netgear</b> Netgear JGS516PE-100NAS ProSAFE Plus Rackmount 16-Port Gigabit PoE Web Managed Switch with 8 PoE Ports	\$265.00 Qty: 1	<b>\$265.00</b>
	Misc Parts, Cable, Hardware	\$65.00 Qty: 1	<b>\$65.00</b>
	<b>Labor</b> <b>Install Lectrosonics DSP audio matrix / preamp. Make connections from existing staff and podium microphones, wireless microphones, discussion microphone system and de-embedded computer audio from presentation switcher. Match source line in levels, Add appropriate compression and limiting filters. Equalize and complete audio calibration. Add feedback reduction filters, Provide audio feed to VPS</b>	\$630.00 Qty: 1	<b>\$630.00</b>
	<b>Labor</b> <b>Install multi-channel constant voltage amplifier for operation of multi-zone audio speaker system (6 zones). sort existing speaker wire legs and make speaker wire connections as necessary. Make adjustment to down-stepping transformers at speaker locations if necessary. Set gains on amplifier for efficient use and output governance</b>	\$180.00 Qty: 1	<b>\$180.00</b>
	<b>Labor</b> <b>Add AC Line conditioner / voltage regulator / UPS battery back up component. Install Blu-Bolt IP module that enables offsite status check and rebooting</b>	\$180.00 Qty: 1	<b>\$180.00</b>

Items			Unit Sell	Total
	Labor	Install power distribution component for AC outlet overflow in rack	\$90.00 Qty: 1	<b>\$90.00</b>
	Labor	Install POE network switch to support head end electronics and broadcast camera function	\$90.00 Qty: 1	<b>\$90.00</b>

**Audio Matrix, Presentation Switch and Primary Electronics System Total : \$11,939.90**







## Control System Processor and Interface

Items			Unit Sell	Total
	Kramer Electronics	16-Port Master Room Controller Compact	\$780.00 Qty: 1	<b>\$780.00</b>
	Labor	Install control system matrix into component rack. Make connections to presentation switcher, audio matrix, projectors, flat panels and network switch Integrate control system with connected components using IP, RS-232 and IR control	\$270.00 Qty: 1	<b>\$270.00</b>
	Kramer Electronics	7S1 tabletop/in-wall Black Touch Panel	\$1,196.00 Qty: 1	<b>\$1,196.00</b>
	Labor	Connect touch panel to control system matrix and program for activity based function.	\$450.00 Qty: 1	<b>\$450.00</b>

**Control System Processor and Interface Total : \$2,696.00**

## Video Production System and Broadcast Camera Installation


*Tricaster Video Production System records events in addition to simultaneously streaming to YouTube and Government Websites*

Items		Unit Sell	Total
	<b>Lumens</b> PTZ Video Camera; 20x Optical Zoom, 1080p Hi-Definition PTZ IP Camera, 60fps, NDI, White Color	\$2,165.00 Qty: 2	<b>\$4,330.00</b>
	<b>Lumens</b> RJ45 to RS232 Converter	\$45.00 Qty: 2	<b>\$90.00</b>
	<b>Labor</b> <b>Terminate wire and install broadcast cameras onto OEM mounts</b>	\$75.00 Qty: 2	<b>\$150.00</b>
	<b>NewTek</b> Complete Video Production System allowing all audio and video to be easily produced.	\$9,995.00 Qty: 1	<b>\$9,995.00</b>
	<b>Gyration</b> AIR MOUSE ELITE W 100FT KBOARD <i>Wireless keyboard and mouse for initial turn on of Tricaster Device prior to each meeting</i>	\$129.99 Qty: 1	<b>\$129.99</b>
	<b>Labor</b> <b>Install Tricaster VPS component into component rack. Connect to component rack network switch</b> Terminate incoming signal wiring from audio / DSP preamplifier and microphone preamp processor to VPS Connect incoming video signal wires from presentation switcher / scaler to VPS Connect output video wiring from VPS to City Clerk monitor and lobby overflow monitor for viewing live and recorded stream Add simple wireless mouse / keypad system at City Clerk location for initialization of VPS	\$360.00 Qty: 1	<b>\$360.00</b>
	<b>Labor</b> <b>Power up and initialize VPS. Perform initial I/O setup and verify function of broadcast cameras, incoming and outgoing A/V signals Align broadcast cameras for desired coverage of room. Test switching function of entire system Match audio line in source levels, calibrate camera video and perform test video stream and recording</b>	\$360.00 Qty: 1	<b>\$360.00</b>
	<b>Labor</b> <b>Perform final A/V Calibration and enable URL interface to OFE Microsoft Surface Pro Train client on use of video production system with cameras</b>	\$270.00 Qty: 1	<b>\$270.00</b>

**Video Production System and Broadcast Camera Installation Total : \$15,684.99**





## ADA Assistive Listening System

---

Items		Unit Sell	Total
	<b>Comfort Audio</b> Digital Wireless Assistive Listening System	\$1,995.00 Qty: 1	<b>\$1,995.00</b>
	<b>Labor</b> <b>Installation and setup of Comfort Audio Assistive Listening System</b>	\$180.00 Qty: 1	<b>\$180.00</b>


**ADA Assistive Listening System Total : \$2,175.00**



## Lobby Overflow Flat Panel Monitor Installation

Items		Unit Sell	Total
	<b>Sony</b> 65" BRAVIA LED 4K HDRSMART TV	\$1,099.00 Qty: 1	<b>\$1,099.00</b>
	<b>Sanus</b> ELEMENTS LOW PROFILE POWER CONDITIONER	\$89.99 Qty: 1	<b>\$89.99</b>
	<b>Rapid Video Mounts</b> Articulating Mount for 42"-70TVs up to 125 lbs.	\$249.99 Qty: 1	<b>\$249.99</b>
	<b>Labor</b> <b>Labor To Install Large Flat Panel Television onto articulating wall mount (with power protection)</b> <b>Flat panel smart feature to view controlled feed. If not, HDMI extender may be required</b>	\$260.00 Qty: 1	<b>\$260.00</b>


**Lobby Overflow Flat Panel Monitor Installation Total : \$1,698.98**

## Travel

Items		Unit Sell	Total
	<b>Labor</b>  this project.	Travel Labor: We offer this "inside" below cost labor rate to assist in the low production travel time necessary on \$67.50 Qty: 5	<b>\$337.50</b>

Items		Unit Sell	Total
	Labor	Travel Mileage. 116 Miles Travel per Vehicle One Direction.	\$0.55 Qty: 280 <b>\$154.00</b>
	Labor	Overnight Stay in Affordable Lodging	\$80.00 Qty: 4 <b>\$320.00</b>
<b>Travel Total : \$811.50</b>			

## Contingency

Items		Unit Sell	Total
	Labor	Contingency Allowance for unforeseen circumstances requiring additional parts or labor (To be removed if unused or unnecessary for completion of project)	\$1,500.00 Qty: 1 <b>\$1,500.00</b>
<b>Contingency Total : \$1,500.00</b>			

## Financial Summary

Parts Total	\$43,081.65
Parts Discount	\$2,216.35
Labor Total	\$8,656.50
Total	\$49,521.80
Tax (0.0000% on parts)	\$0.00
<b>Grand Total</b>	<b>\$49,521.80</b>

# Project Terms

Any Change Order requests after original scope is defined must have all costs approved first and communicated via updated/revised proposal to all stakeholders involved.



# City of Craig City Hall IP Accessible Surveillance Camera System (Phase 2)

a proposal for

**Peter Brixius**

970-826-2023

[pbrixius@ci.craig.co.us](mailto:pbrixius@ci.craig.co.us)

300 West 4th Street

Craig, Colorado, 81625

Prepared on  
by  
Sara Landis

ALL SOUND  
DESIGNS 

2768 Compass Drive 104

Grand Junction, Colorado, 81506

[www.allsounddesigns.com](http://www.allsounddesigns.com) | (970) 242-7757

## **Project Description**

**Surveillance Camera Wire Retrofit**




**Surveillance Camera Installation**

**Surveillance NVR Installation and Configuration**

# Areas & Items




## Council Room

*Ceiling mount Dome Style Camera for Council Chambers.*

Items		Unit Sell	Total
	<b>Labor</b> Labor to retrofit wire to surveillance camera location - Includes labor, wire, connectors and wire management parts	\$110.00 Qty: 1	<b>\$110.00</b>
	<b>Hikvision</b> 4MP VANDAL-RESISTANT NETWORK DOME CAMERA, FULL HD 1080P, IR 100FT, 2.8MM FIXED LENS	\$199.00 Qty: 1	<b>\$199.00</b>
	<b>Labor</b> Install Dome style surveillance camera on wall or ceiling. Align and focus for discussed coverage in area	\$60.00 Qty: 1	<b>\$60.00</b>
			<b>Council Room Total : \$369.00</b>

## Lobby




*Ceiling mount Dome Style Camera for Lobby to View Length of Lobby and Main Entry Door*

Items		Unit Sell	Total
	<b>Labor</b> Labor to retrofit wire to surveillance camera location - Includes labor, wire, connectors and wire management parts	\$110.00 Qty: 1	<b>\$110.00</b>
	<b>Hikvision</b> 4MP VANDAL-RESISTANT NETWORK DOME CAMERA, FULL HD 1080P, IR 100FT, 2.8MM FIXED LENS	\$199.00 Qty: 1	<b>\$199.00</b>
	<b>Labor</b> Install Dome style surveillance camera on wall or ceiling. Align and focus for discussed coverage in area	\$60.00 Qty: 1	<b>\$60.00</b>
			<b>Lobby Total : \$369.00</b>

## Main Entry

---

*Exterior wall mount Bullet Style Camera for Entry Door*




Items			Unit Sell	Total
	Labor	Labor to retrofit wire to surveillance camera location - Includes labor, wire, connectors and wire management parts	\$180.00 Qty: 1	<b>\$180.00</b>
	Hikvision	IP CAMERA, BULLET, 3MEGAPIX 27 DS-2CD2632F-IS	\$299.00 Qty: 1	<b>\$299.00</b>
	Labor	Install Bullet style surveillance camera on wall or ceiling. Align and focus for discussed coverage in area	\$75.00 Qty: 1	<b>\$75.00</b>

**Main Entry Total : \$554.00**

## East Entry

---

*Exterior wall mount Vandal Proof Dome Style Camera for East Entry Door*




Items			Unit Sell	Total
	Labor	Labor to retrofit wire to surveillance camera location - Includes labor, wire, connectors and wire management parts	\$180.00 Qty: 1	<b>\$180.00</b>
	Hikvision	IP CAMERA, BULLET, 3MEGAPIX 27 DS-2CD2632F-IS	\$299.00 Qty: 1	<b>\$299.00</b>
	Labor	Install Bullet style surveillance camera on wall or ceiling. Align and focus for discussed coverage in area	\$75.00 Qty: 1	<b>\$75.00</b>

**East Entry Total : \$554.00**

## South Entry




---

Exterior wall mount Vandal Proof Dome Style Camera for South Entry Door Above Canopy

Items		Unit Sell	Total
	<b>Labor</b> Labor to retrofit wire to surveillance camera location - Includes labor, wire, connectors and wire management parts	\$180.00 Qty: 1	<b>\$180.00</b>
	<b>Hikvision</b> IP CAMERA, BULLET, 3MEGAPIX 27 DS-2CD2632F-IS	\$299.00 Qty: 1	<b>\$299.00</b>
	<b>Labor</b> Install Bullet style surveillance camera on wall or ceiling. Align and focus for discussed coverage in area	\$75.00 Qty: 1	<b>\$75.00</b>
			<b>South Entry Total : \$554.00</b>




## NE Exterior

Exterior wall mount Bullet Style Camera to View of North Side of Building and W 4th St Area

Items		Unit Sell	Total
	<b>Labor</b> Labor to retrofit wire to surveillance camera location - Includes labor, wire, connectors and wire management parts	\$180.00 Qty: 1	<b>\$180.00</b>
	<b>Hikvision</b> IP CAMERA, BULLET, 3MEGAPIX 27 DS-2CD2632F-IS	\$299.00 Qty: 1	<b>\$299.00</b>
	<b>Labor</b> Install Bullet style surveillance camera on wall or ceiling. Align and focus for discussed coverage in area	\$75.00 Qty: 1	<b>\$75.00</b>
			<b>NE Exterior Total : \$554.00</b>




## SW Exterior

Exterior wall mount Bullet Style Cameras (2) to View of South and West Parking Areas

Items		Unit Sell	Total
	Labor	Labor to retrofit wire to surveillance camera location - Includes labor, wire, connectors and wire management parts	\$180.00 Qty: 2 <b>\$360.00</b>
	Hikvision	IP CAMERA, BULLET, 3MEGAPIX 27 DS-2CD2632F-IS	\$299.00 Qty: 2 <b>\$598.00</b>
	Labor	Install Bullet style surveillance camera on wall or ceiling. Align and focus for discussed coverage in area	\$75.00 Qty: 2 <b>\$150.00</b>
<b>SW Exterior Total : \$1,108.00</b>			


## Office



*Ceiling mount Dome Style Cameras (2) for Office to View W Entry Area and E Entry Area and Stairs Up and Down (safe)*

Items		Unit Sell	Total
	Labor	Labor to retrofit wire to surveillance camera location - Includes labor, wire, connectors and wire management parts	\$110.00 Qty: 2 <b>\$220.00</b>
	Hikvision	4MP VANDAL-RESISTANT NETWORK DOME CAMERA, FULL HD 1080P, IR 100FT, 2.8MM FIXED LENS	\$199.00 Qty: 2 <b>\$398.00</b>
	Labor	Install Dome style surveillance camera on wall or ceiling. Align and focus for discussed coverage in area	\$60.00 Qty: 2 <b>\$120.00</b>
<b>Office Total : \$738.00</b>			

## 2nd Floor Stair



*Ceiling mount Dome Style Cameras (2) to view West Stair Area and East Stair Mounting for view of Hallway*

Items		Unit Sell	Total
	Labor	Labor to retrofit wire to surveillance camera location - Includes labor, wire, connectors and wire	\$110.00 Qty: 2 <b>\$220.00</b>

Items		Unit Sell	Total
	management parts		
	<b>Hikvision</b> 4MP VANDAL-RESISTANT NETWORK DOME CAMERA, FULL HD 1080P, IR 100FT, 2.8MM FIXED LENS	\$199.00 Qty: 2	<b>\$398.00</b>
	<b>Labor</b> <b>Install Dome style surveillance camera on wall or ceiling. Align and focus for discussed coverage in area</b>	\$60.00 Qty: 2	<b>\$120.00</b>

**2nd Floor Stair Total : \$738.00**

## Surveillance NVR Installation and Integration

Items		Unit Sell	Total
	<b>Hikvision</b> NVR 16CH 16-POE 2-SATA - 4TB	\$899.00 Qty: 1	<b>\$899.00</b>
	<b>Labor</b> <b>Install and integrate new IP enabled surveillance NVR to be into IT / Network head end. Connect cameras and test function Add surveillance camera control app to admin computers and to customer devices for access to live and recorded images.</b>	\$280.00 Qty: 1	<b>\$280.00</b>

**Surveillance NVR Installation and Integration Total : \$1,179.00**





## Misc Parts

Items		Unit Sell	Total
	Category Wire, Connectors, Wire Management Hardware, Etc	\$345.00 Qty: 1	<b>\$345.00</b>

**Misc Parts Total : \$345.00**

## Travel & Contingency

---

Items		Unit Sell	Total
	Labor	Contingency Allowance for unforeseen circumstances requiring additional parts or labor (To be removed if unused or unnecessary for completion of project)	\$550.00 Qty: 1 <b>\$550.00</b>
	Labor	Travel Labor: We offer this "inside" below cost labor rate to assist in the low production travel time necessary on this project.	\$67.50 Qty: 5 <b>\$337.50</b>
	Labor	Travel Mileage. 116 Miles Travel per Vehicle One Direction.	\$0.55 Qty: 232 <b>\$127.60</b>
	Labor	Overnight Stay in Affordable Lodging	\$80.00 Qty: 3 <b>\$240.00</b>

**Travel & Contingency Total : \$1,255.10**

## Financial Summary

Parts Total	\$4,232.00
Parts Discount	\$326.15
Labor Total	\$4,085.10
Total	\$7,990.95
Tax (0.0000% on parts)	\$0.00
<b>Grand Total</b>	<b>\$7,990.95</b>



# Project Terms

Any Change Order requests after original scope is defined must have all costs approved first and communicated via updated/revised proposal to all stakeholders involved.